

# I. Introduction

**T**his volume is the 100<sup>th</sup> annual vital statistics report of the State of North Carolina. It is intended to serve as a basic resource to those individuals, institutions and agencies delivering and/or planning health services for the citizens of North Carolina.

The tables of this report show annual frequencies, annual rates and five-year rates for the state, six Perinatal Care Regions and the 100 counties of North Carolina. Due to incompleteness of the data and potential problems with accuracy, information for cities is not shown. The reader may obtain vital statistics for cities in North Carolina by special request to the Center.

Section II contains maps depicting county data. Sections III–VI contain description and discussion of the terms

and procedures underlying the tabular and graphical data presented.

This and other reports are available from the State Center for Health Statistics website at [www.schs.state.nc.us](http://www.schs.state.nc.us).

If you have any questions regarding this report, contact us at (919) 733-4728 or address correspondence to:

State Center for Health Statistics  
North Carolina Department of  
Health and Human Services  
1908 Mail Service Center  
Raleigh, NC 27699-1900

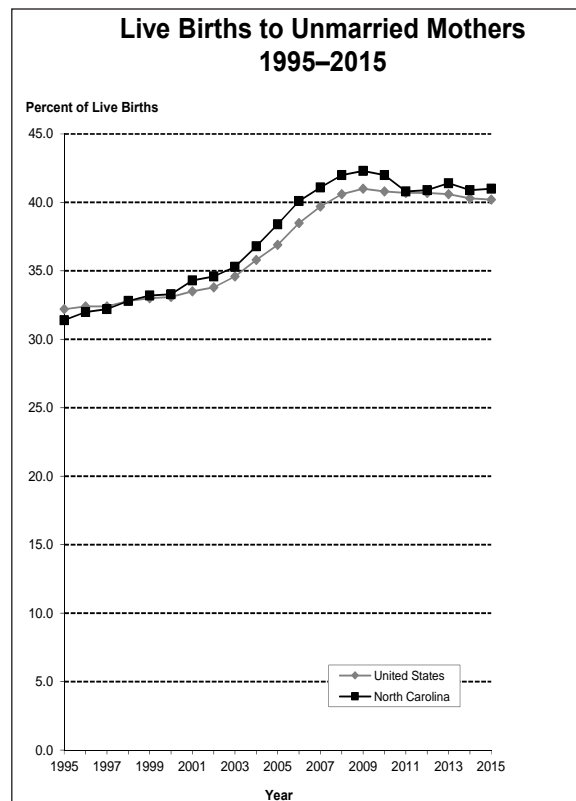
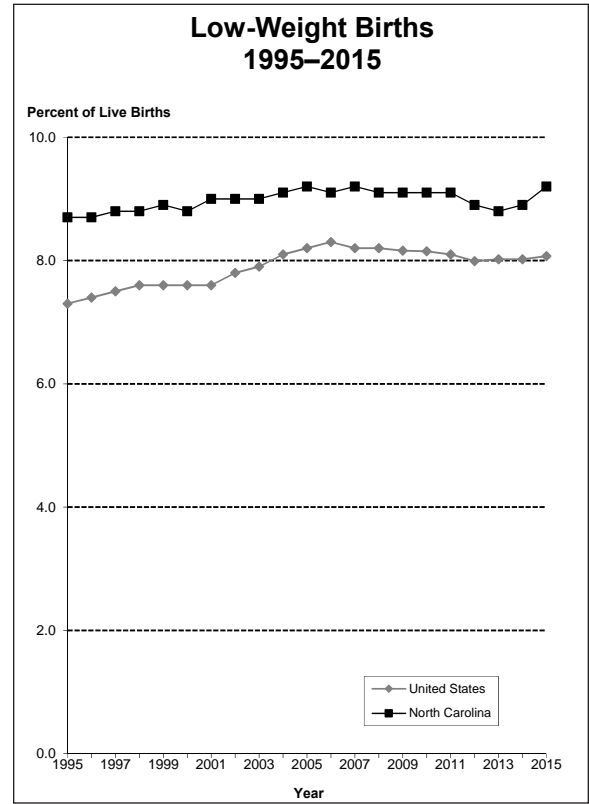
## **Caution:**

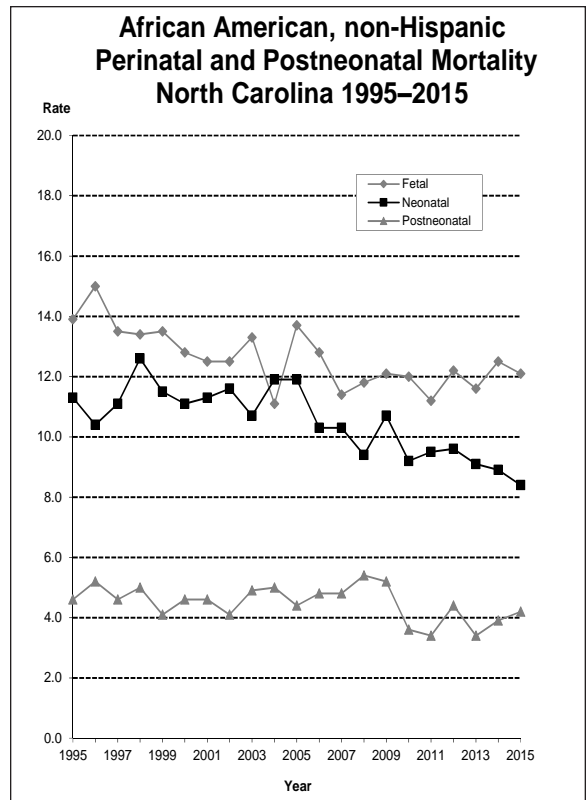
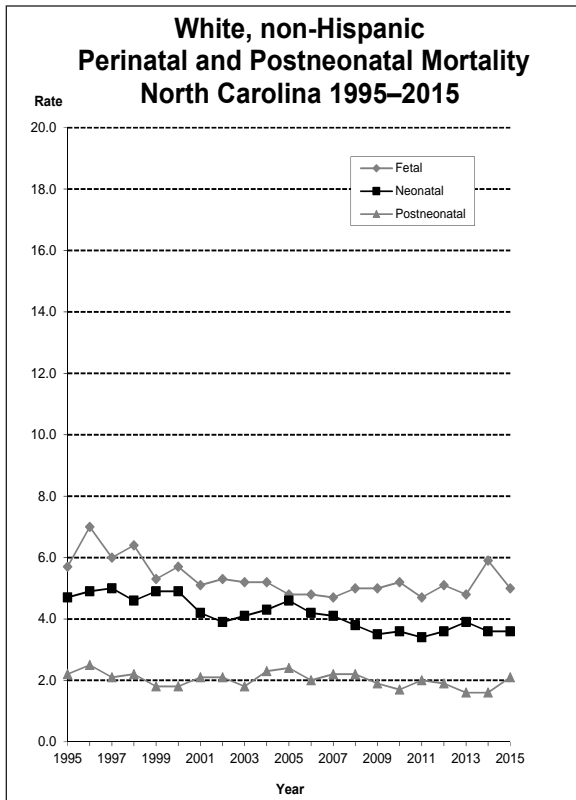
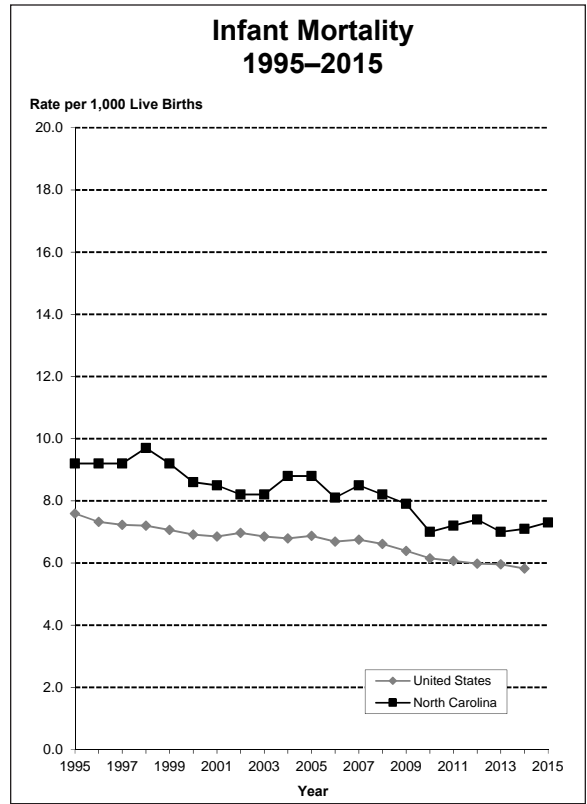
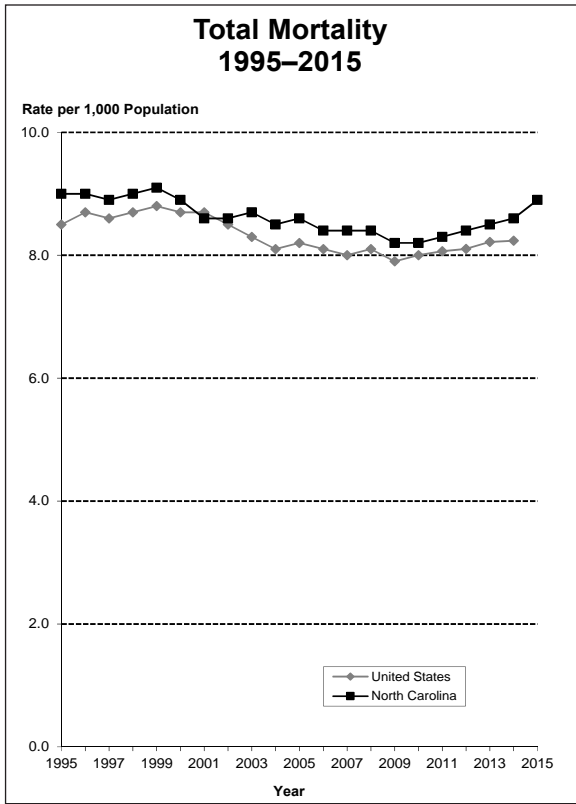
Any percentage or rate with a small number of events in the numerator will have substantial random variation over time.

A rule of thumb is that any percentage or rate with fewer than 50 events in the numerator may be subject to serious random error.

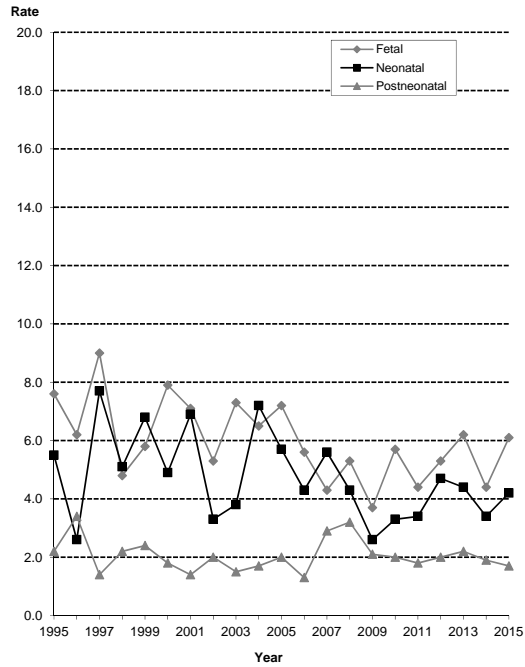
Therefore, many of the percentages and rates in this volume should be interpreted with caution.

Trends depicted in the graphs are for North Carolina and the United States. Data for the United States are from the National Center for Health Statistics. Some of the more recent national data are based on provisional/preliminary statistics. *For definitions of the terms used in the following charts and maps, see page 1-22.*





**Other Races, non-Hispanic  
Perinatal and Postneonatal Mortality  
North Carolina 1995-2015**



**Hispanic  
Perinatal and Postneonatal Mortality  
North Carolina 1995-2015**

